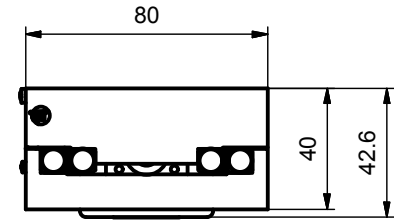
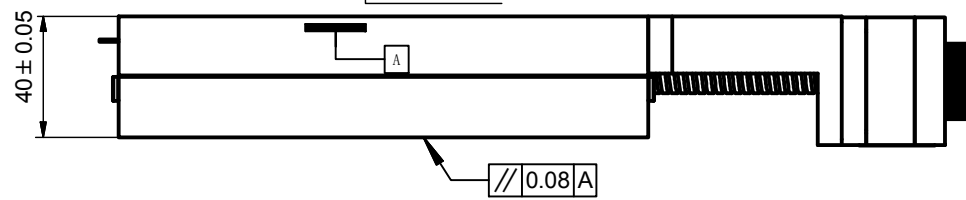
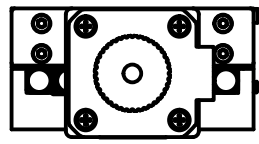
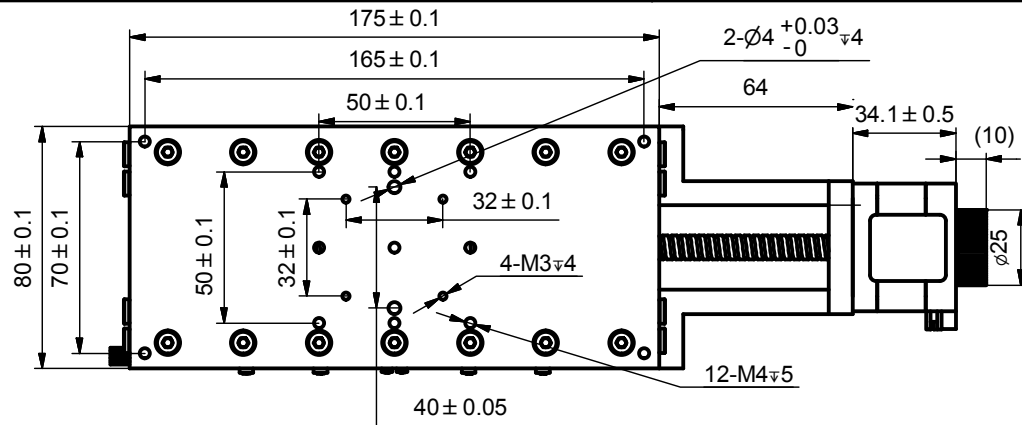
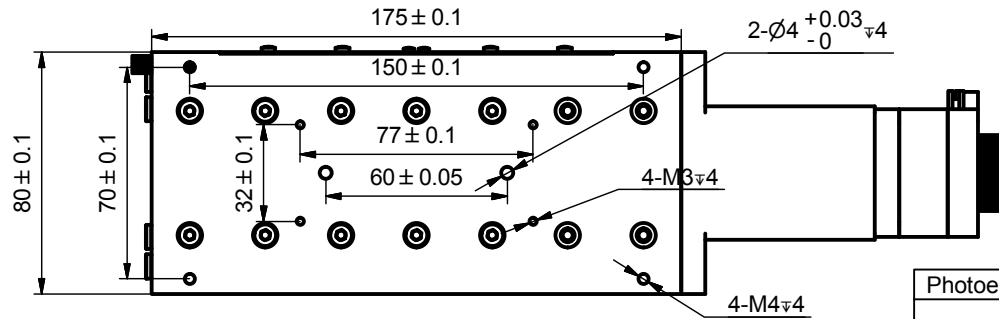
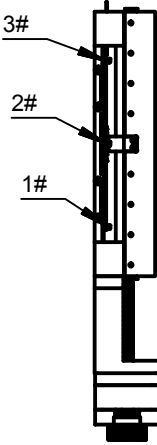


DMP100-17E2115BS24-80175-110
 DINGS' MOTION
 Work order
 DATE REV00

REVISION			
REV.	DATE	DESCRIPTION	DRAWN BY



Motor connection	
PIN#	Color
1	Red
2	-
3	Red/Wht
4	Grn
5	-
6	Grn/Wht



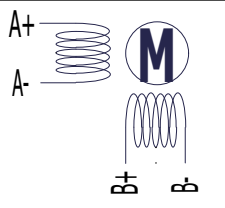
Photoelectric switc	Color
Vcc	Red
Gnd	Black
CH1#	Blue
CH2#	Green
CH3#	Yellow

Motor's phase	2
Step angle	1.8°
Rated current/phase	1.5A(RMS)
Resistance/phase	1.9Ω±10%
Inductance/phase	2.2mH±20%
Linear travel per step	0.01mm/step
Ball screw diameter	∅8mm
Ball screw lead	2mm
Grade	C5(DY)
Insulation class	B
Insulation resistance	100MΩ(500VDC)
Heat rise	80°C
Motor weight	TBD kg
Stroke	100mm
Axial clearance of ballscrew	0.005mm
Operating Temp	0-40°C ,No condensation

CUSTOMER

NOTICE TO PERSONS RECEIVING THIS DRAWING
 THIS DRAWING IS ONLY CONDITIONALLY ISSUED, AND FOR THE SOLE PURPOSE OF INFORMING LICENSEES AND ASSOCIATE CONTRACTORS OF DINGS' MOTION, AND VENDORS THERETO AND CUSTOMERS THEREOF, RECEIPT OR POSSESSION THEREOF DOES NOT CONFER ANY RIGHT IN THE SUBJECT MATTER OF THE DRAWING. THE DESIGN, CONSTRUCTION, TECHNICAL INFORMATION AND ALL OTHER SUBJECT MATTER SHOWN IN THIS DRAWING ARE AND REMAIN, EXCEPT AS MAY BE OTHERWISE INDICATED BY WRITTEN NOTICE HEREON, THE EXCLUSIVE PROPERTY OF SAID CORPORATION. THIS DRAWING MAY BE REPRODUCED ONLY BY LICENSEES AND ASSOCIATE CONTRACTORS OF SAID CORPORATION AND ONLY FOR LICENSED MANUFACTURE, AND BY VENDORS MANUFACTURING FOR SAID CORPORATION AND ONLY FOR LICENSEES AND ASSOCIATE CONTRACTORS.

WIRING CHART



EXCITING SEQUENCE

CCW	→			
PIN1# A+	+		-	
PIN3# A-	-		+	
PIN4# B+		+		-
PIN6# B-		-		+
CW	←			

UNLESS OTHERWISE SPECIFIED ALL DIMENSIONS ARE IN MILLIMETERS AND TOLERANCES ARE AS BELOW PER ISO2768-ck.			
LINEAR		ANGULAR	
0~3	±0.2	0~10	±1.5°
3~6	±0.5	10~50	±1°
6~30	±0.8	50~120	±30'
30~120	±1.5	120~400	±15'

DRAWN	Kevin	DATE	2026/6/5
APPRVD		DATE	
MODEL	DMP100-17E2115BS24-80175-110		



SIZE	A3	SHEET	1 OF 1
SCALE	1: 1	REV	00

