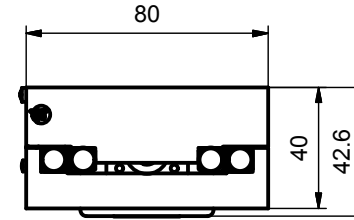
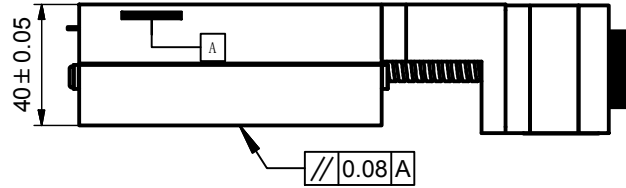
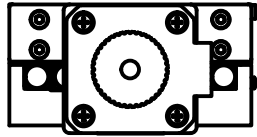
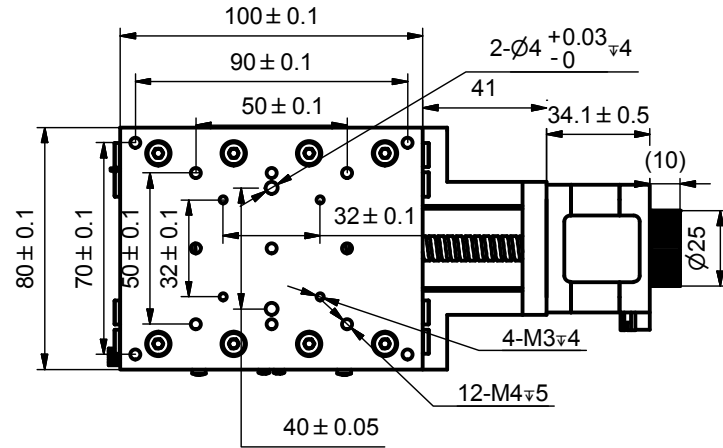


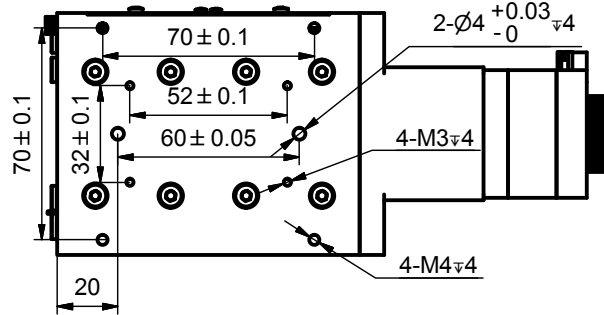
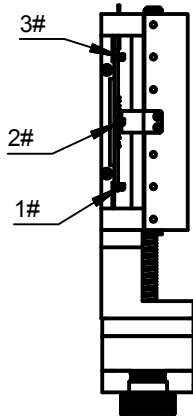
DMP50-17E2115BS24-80100-110

DINGS' MOTION  
Work order  
DATE REV00

| REVISION |      |             |          |
|----------|------|-------------|----------|
| REV.     | DATE | DESCRIPTION | DRAWN BY |



| Motor connection |         |
|------------------|---------|
| PIN#             | Color   |
| 1                | Red     |
| 2                | -       |
| 3                | Red/Wht |
| 4                | Grn     |
| 5                | -       |
| 6                | Grn/Wht |

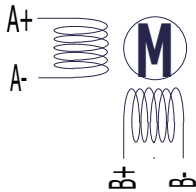


| Photoelectric switc |        |
|---------------------|--------|
| Vcc                 | Color  |
| Gnd                 | Red    |
| CH1#                | Black  |
| CH2#                | Blue   |
| CH3#                | Green  |
|                     | Yellow |

|                              |                         |
|------------------------------|-------------------------|
| Motor's phase                | 2                       |
| Step angle                   | 1.8°                    |
| Rated current/phase          | 1.5A(RMS)               |
| Resistance/phase             | 1.9Ω±10%                |
| Inductance/phase             | 2.2mH±20%               |
| Linear travel per step       | 0.01mm/step             |
| Ball screw diameter          | ∅8mm                    |
| Ball screw lead              | 2mm                     |
| Grade                        | C5(DY)                  |
| Insulation class             | B                       |
| Insulation resistance        | 100MΩ(500VDC)           |
| Heat rise                    | 80°C                    |
| Motor weight                 | TBD kg                  |
| Stroke                       | 50mm                    |
| Axial clearance of ballscrew | 0.005mm                 |
| Operating Temp               | 0-40°C ,No condensation |

CUSTOMER

WIRING CHART



EXCITING SEQUENCE

| CCW      | → |   |   |   |
|----------|---|---|---|---|
| PIN1# A+ | + |   | - |   |
| PIN3# A- | - |   | + |   |
| PIN4# B+ |   | + |   | - |
| PIN6# B- |   | - |   | + |
| CW       | ← |   |   |   |

NOTICE TO PERSONS RECEIVING THIS DRAWING  
THIS DRAWING IS ONLY CONDITIONALLY ISSUED, AND FOR THE SOLE PURPOSE OF INFORMING LICENSEES AND ASSOCIATE CONTRACTORS OF DINGS' MOTION, AND VENDORS THERETO AND CUSTOMERS THEREOF, RECEIPT OR POSSESSION THEREOF DOES NOT CONFER ANY RIGHT IN THE SUBJECT MATTER OF THE DRAWING. THE DESIGN, CONSTRUCTION, TECHNICAL INFORMATION AND ALL OTHER SUBJECT MATTER SHOWN IN THIS DRAWING ARE AND REMAIN, EXCEPT AS MAY BE OTHERWISE INDICATED BY WRITTEN NOTICE HEREON, THE EXCLUSIVE PROPERTY OF SAID CORPORATION. THIS DRAWING MAY BE REPRODUCED ONLY BY LICENSEES AND ASSOCIATE CONTRACTORS OF SAID CORPORATION AND ONLY FOR LICENSED MANUFACTURE, AND BY VENDORS MANUFACTURING FOR SAID CORPORATION AND ONLY FOR LICENSEES AND ASSOCIATE CONTRACTORS.

| UNLESS OTHERWISE SPECIFIED ALL DIMENSIONS ARE IN MILLIMETERS AND TOLERANCES ARE AS BELOW PER ISO2768-ck. |      |         |       |
|--|------|---------|-------|
| LINEAR   |      | ANGULAR |       |
| 0~3  | ±0.2 | 0~10    | ±1.5° |
| 3~6  | ±0.5 | 10~50   | ±1°   |
| 6~30   | ±0.8 | 50~120  | ±30'  |
| 30~120   | ±1.5 | 120~400 | ±15'  |

| DRAWN  | Kevin                       | DATE | 2026/6/5 |
|--------|-----------------------------|------|----------|
| APPRVD |                             | DATE |          |
| MODEL  | DMP50-17E2115BS24-80100-110 |      |          |

**DINGS**

| SIZE  | A3   | SHEET | 1 OF 1 |
|-------|------|-------|--------|
| SCALE | 1: 1 | REV   | 00     |

