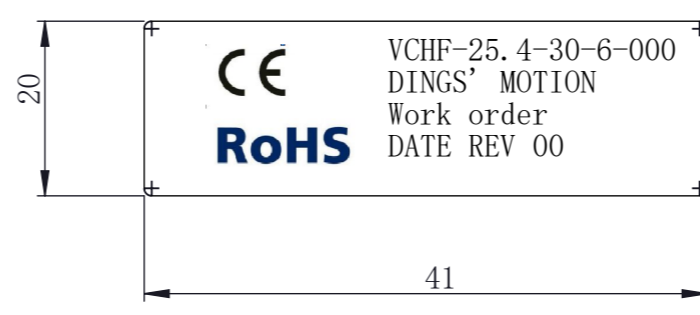
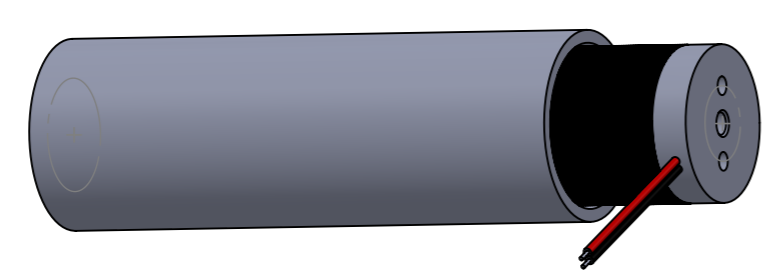
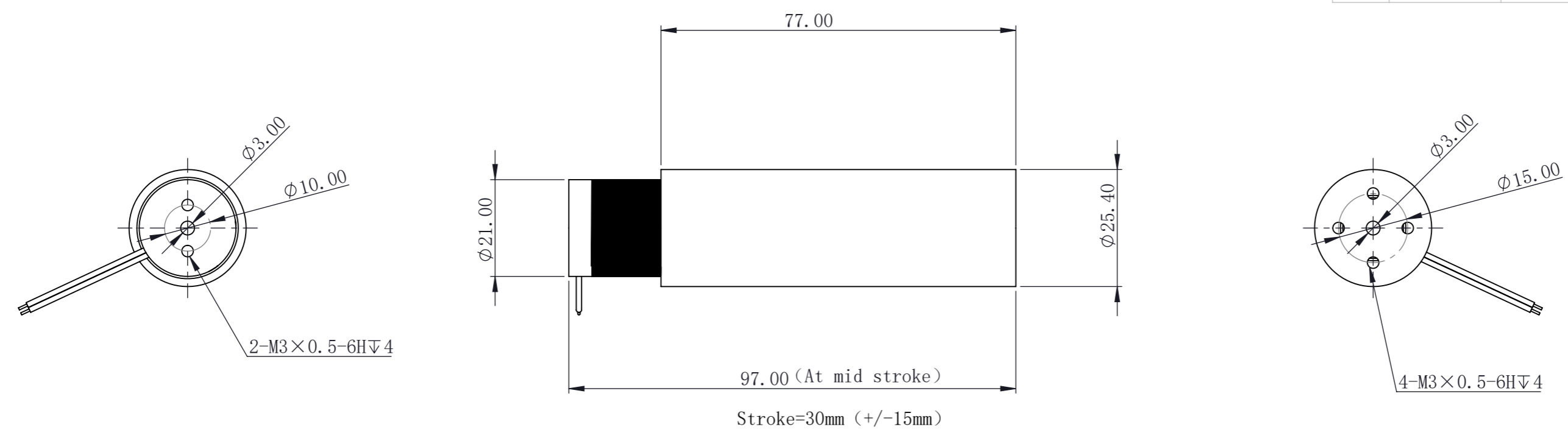


REVISION			
REV	DATE	DESCRIPTION	DRAWN BY



TECHNICAL PARAMETERS

Stroke (行程)	mm	30
Continuous force (持续推力)	N	6
Peak force (最大推力)	N	55
Back EMF constant (反电动势常数)	V/m/s	6
Resistance (电阻)	Ω	$17.4 \pm 10\% \Omega$
Inductance (电感)	mH	$5.04 \pm 20\% \text{mH}$
Continuous current (coil at 100 ° C) (持续电流)	A	1
Peak Current (最大电流)	A	9.2
Coil assembly mass (线圈重量)	g	59
Magnet mass (磁体重量)	g	225
Coil clearance (运动间隙)	mm	0.5
Insulation Class (绝缘等级)		B

NOTICE TO PERSONS RECEIVING THIS DRAWING
 THIS DRAWING IS ONLY CONDITIONALLY ISSUED, AND FOR THE SOLE PURPOSE OF INFORMING LICENSEES AND ASSOCIATE CONTRACTORS OF DINGS' MOTION, AND VENDORS THERETO AND CUSTOMERS THEREOF, RECEIPT OR POSSESSION THEREOF DOES NOT CONFER TO TRANSFER ANY RIGHT IN THE SUBJECT MATTER OF THE DRAWING. THE DESIGN, CONSTRUCTION, TECHNICAL INFORMATION AND ALL OTHER SUBJECT MATTER SHOWN IN THIS DRAWING ARE AND REMAIN, EXCEPT AS MAY BE OTHERWISE INDICATED BY WRITTEN NOTICE HEREON, THE EXCLUSIVE PROPERTY OF SAID CORPORATION. THIS DRAWING MAY BE REPRODUCED ONLY BY LICENSEES AND ASSOCIATE CONTRACTORS OF SAID CORPORATION AND ONLY FOR LICENSED MANUFACTURE, AND BY VENDORS MANUFACTURING FOR SAID CORPORATION AND ONLY FOR LICENSEES AND ASSOCIATE CONTRACTORS.

CUSTOMER	~ ~
WIRING CHART	EXCITING SEQUENCE
	UP
	Red + + -
	Black - - +
	DOWN

	UNLESS OTHERWISE SPECIFIED ALL DIMENSIONS ARE IN MILLIMETERS AND TOLERANCES ARE AS BELOW PER ISO2768-cK.				DRAWN	QHF	DATE	20250326
	LINEAR		ANGLUR		APPRVD		DATE	
	0~3	±0.2	0~10	±1.5°	MODEL	VCHF-25.4-30-6-000		
	3~6	±0.5	10~50	±1°				
	6~30	±0.8	50~120	±30'				
	30~120	±1.5	120~400	±15'				

DINGS

SIZE	A3	SHEET	1 OF 1
SCALE	Free	REV	00