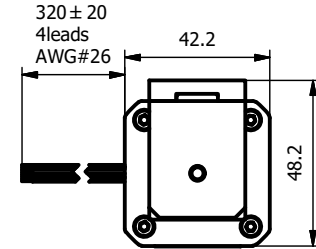
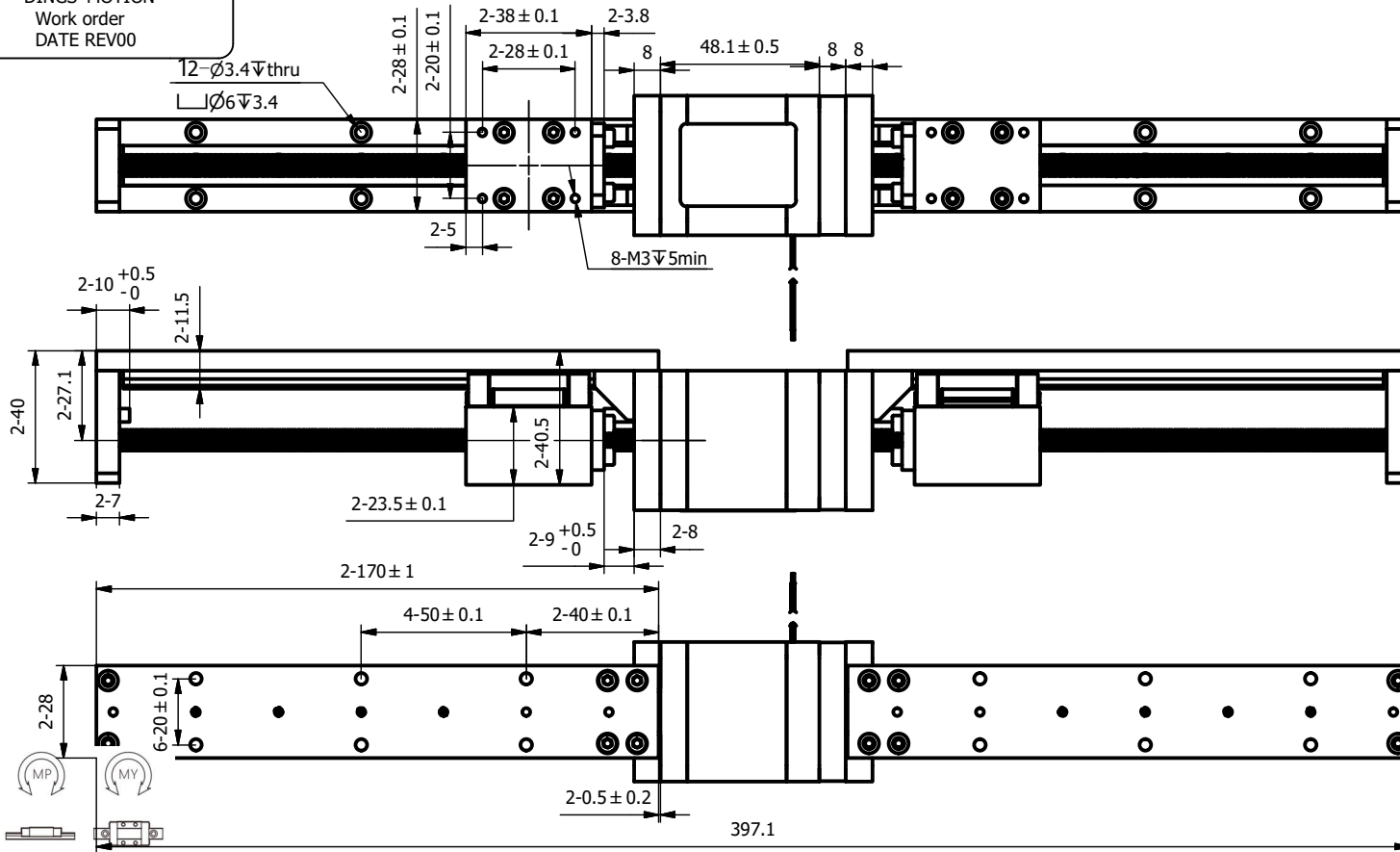


CE DLM100-17E2225F4-L-101
DINGS' MOTION
RoHS Work order
DATE REV00

REVISION			
REV.	DATE	DESCRIPTION	DRAWN BY



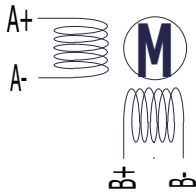
Mro	10.75 Nm
Mpo	6.45 Nm
Myo	6.45 Nm
C100B(dyn)	1154 N
Co(stat)	1732 N

Motor's phase	2
Step angle	1.8°
Rated current/phase	2.5 A
Resistance/phase	1.0Ω±10%
Inductance/phase	1.8 mH±20%
Linear travel per step	0.0079375mm/step
Lead screw diameter	∅6.35mm
Lead screw lead	1.5875mm
Nut material	PBT
Insulation class	B
Insulation resistance	100MΩ(500VDC)
Heat rise	80°C
Motor weight	TBD kg
Stroke	100mm
Operating Temp	0-40°C ,No condensation

CUSTOMER

NOTICE TO PERSONS RECEIVING THIS DRAWING
THIS DRAWING IS ONLY CONDITIONALLY ISSUED, AND FOR THE SOLE PURPOSE OF INFORMING LICENSEES AND ASSOCIATE CONTRACTORS OF DINGS' MOTION, AND VENDORS THERETO AND CUSTOMERS THEREOF, RECEIPT OR POSSESSION THEREOF DOES NOT CONFER TO TRANSFER ANY RIGHT IN THE SUBJECT MATTER OF THE DRAWING. THE DESIGN, CONSTRUCTION, TECHNICAL INFORMATION AND ALL OTHER SUBJECT MATTER SHOWN IN THIS DRAWING ARE AND REMAIN, EXCEPT AS MAY BE OTHERWISE INDICATED BY WRITTEN NOTICE HEREON, THE EXCLUSIVE PROPERTY OF SAID CORPORATION. THIS DRAWING MAY BE REPRODUCED ONLY BY LICENSEES AND ASSOCIATE CONTRACTORS OF SAID CORPORATION AND ONLY FOR LICENSED MANUFACTURE, AND BY VENDORS MANUFACTURING FOR SAID CORPORATION AND ONLY FOR LICENSEES AND ASSOCIATE CONTRACTORS.

WIRING CHART



EXCITING SEQUENCE

CW	→			
Red A+	+		-	
Red/wht A-	-		+	
Green B+		+		-
Grn/wht B-		-		+
CCW	←			

UNLESS OTHERWISE SPECIFIED ALL DIMENSIONS ARE IN MILLIMETERS AND TOLERANCES ARE AS BELOW PER ISO2768-ck.			
LINEAR		ANGULAR	
0~3	±0.2	0~10	±1.5°
3~6	±0.5	10~50	±1°
6~30	±0.8	50~120	±30'
30~120	±1.5	120~400	±15'

DRAWN	Kevin	DATE	2024/7/20
APPRVD		DATE	

MODEL	DLM100-17E2225F4-L-101
-------	------------------------



SIZE	A3	SHEET	1 OF 1	
SCALE	1: 1	REV	00	