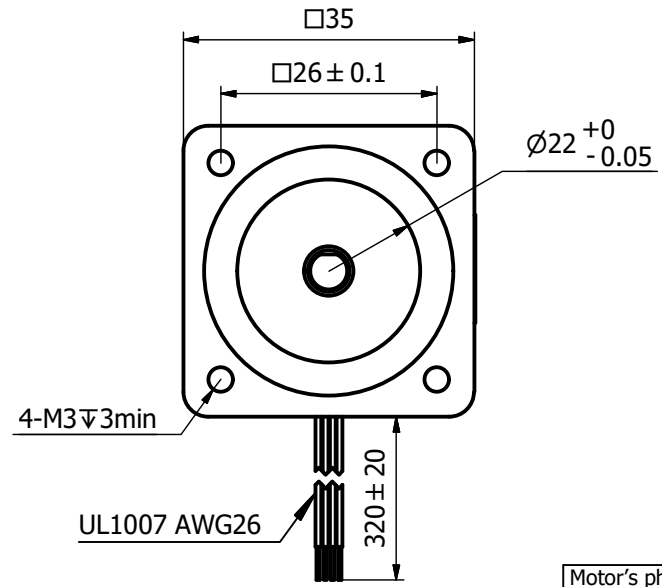
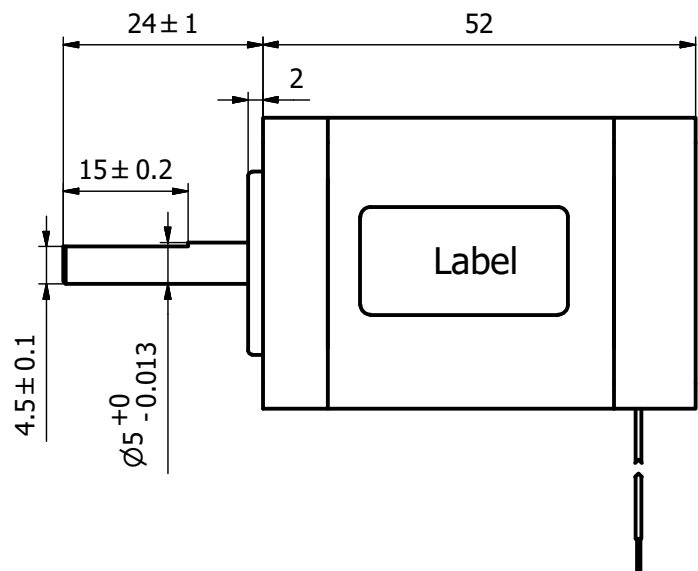




14H2052-150-4AL
DINGS' MOTION
DATE

REVISION			
REV.	DATE	DESCRIPTION	DRAWN BY



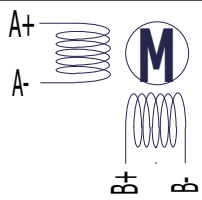
Motor's phase	2
Step angle(±5%)	1.8°
Rated current/phase	1.5A
Resistance/phase(20°C)	2.8Ω±10%
Inductance/phase(1V,1kHz)	3.8mH±20%
Holding torque/2 phase	0.4N.m
Rotary inertia	30g.cm ²
Insulation class	B
Insulation resistance	100MΩ(500VDC)
Heat rise	80°C
Motor weight	0.26kg

CUSTOMER

NOTICE TO PERSONS RECEIVING THIS DRAWING
THIS DRAWING IS ONLY CONDITIONALLY ISSUED, AND FOR THE SOLE PURPOSE OF INFORMING LICENSEES AND ASSOCIATE CONTRACTORS OF DINGS' MOTION, AND VENDORS THERETO AND CUSTOMERS THEREOF, RECEIPT OR POSSESSION THEREOF DOES NOT CONFER TO TRANSFER ANY RIGHT IN THE SUBJECT MATTER OF THE DRAWING. THE DESIGN, CONSTRUCTION, TECHNICAL INFORMATION AND ALL OTHER SUBJECT MATTER SHOWN IN THIS DRAWING ARE AND REMAIN, EXCEPT AS MAY BE OTHERWISE INDICATED BY WRITTEN NOTICE HEREON, THE EXCLUSIVE PROPERTY OF SAID CORPORATION. THIS DRAWING MAY BE REPRODUCED ONLY BY LICENSEES AND ASSOCIATE CONTRACTORS OF SAID CORPORATION AND ONLY FOR LICENSED MANUFACTURE, AND BY VENDORS MANUFACTURING FOR SAID CORPORATION AND ONLY FOR LICENSEES AND ASSOCIATE CONTRACTORS.

WIRING CHART

EXCITATION SEQUENCE



CW	→			
BLK A+	+		-	
GRN A-	-		+	
RED B+		+		-
BLU B-		-		+
CCW	←			

UNLESS OTHERWISE SPECIFIED ALL DIMENSIONS ARE IN MILLIMETERS AND TOLERANCES ARE AS BELOW PER ISO2768-ck.			
LINEAR		ANGULAR	
0~3	±0.2	0~10	±1.5°
3~6	±0.5	10~50	±1°
6~30	±0.8	50~120	±30'
30~120	±1.5	120~400	±15'

DRAWN	Long	DATE	2022/11/28
APPRVD		DATE	

MODEL 14H2052-150-4AL



SIZE	A3	SHEET	1 OF 1	
SCALE	1: 1	REV	00	